

does not occur in any photolyses in the quartz region. The free hydroxyl radicals reported by Terenin and Neujmin¹⁷ in the photolysis of formic and acetic acids may perhaps be due to some such series of reactions as previously suggested by Burton. On the other hand, it should be noted that in the region of the spectrum employed by Terenin and Neujmin ($\sim 1560 \text{ \AA}$.) it is possible that the primary process is different from that of the photodecomposition in the range used in this investigation. At any rate it is well to bear in mind that excited free OH radicals may be detected by their emission spectrum in traces which may be too small to be of chemical significance.

Summary

1. The photolysis of the aliphatic acids (except formic acid) may proceed either via a rupture involving the formation of atomic hydrogen or via a rearrangement mechanism yielding ultimate molecules in the primary act.

(17) Terenin and Neujmin, *J. Chem. Phys.*, **3**, 438 (1935); Terenin, *Acta Physicochim. U. R. S. S.*, **3**, 181 (1935).

2. In the cases of both acetic and propionic acid, the rearrangement mechanisms are possibly predominant.

3. Per einstein absorbed, rupture takes place at least 2.3 times as frequently in the case of propionic acid as in that of acetic acid.

4. The energy of activation of the reaction by which hydrogen atoms disappear in acetic acid has been redetermined to be 8.5–9.9 kcal., in good agreement with that calculated from previous results.

5. The energy of activation of the similar reaction in propionic acid has been found to be ~ 0.8 kcal. less. This may indicate a weakening in the C–C bond at the COOH radical with increase in length of the carbon chain.

6. Neither alkyl nor RCO radicals appear to be formed in the photolysis of acetic or propionic acid.

UNIVERSITY HEIGHTS
NEW YORK, N. Y.
BERKELEY, CALIF.

RECEIVED JANUARY 26, 1938

[CONTRIBUTION FROM THE GATES AND CRELLIN LABORATORIES OF CHEMISTRY, CALIFORNIA INSTITUTE OF TECHNOLOGY, No. 633]

The Coördination of Silver Ion with Unsaturated Compounds

BY SAUL WINSTEIN AND HOWARD J. LUCAS

One of the interesting properties of substances having an ethylenic linkage is the ability to form compounds of comparatively low stability. Such compounds are best termed "addition" or "co-ordination" compounds. They are distinctly different in type from the stable addition compounds produced by the action of the usual reagents, such as the halogens. Some compounds previously described probably belong to the co-ordination type, for example, the complex salts of hydrocarbons with aluminum and ferric chlorides,¹ the loose addition compounds of olefins with (a) hydrogen bromide, of the type $C_2H_4 \cdot HBr$,² (b) zinc chloride, of the type $C_5H_{10} \cdot ZnCl_2$ ³ and the addition compounds of aromatic hydrocarbons with nitro compounds.⁴ In the complex iron compound, $FeC_4H_6(CO)_3$, in which two of the

five molecules of carbon monoxide of iron carbonyl are replaced by one molecule of butadiene, the unsaturated hydrocarbon satisfies one or two co-ordination positions of the iron atom.⁵

Cuprous, silver, and mercury salts are used for absorbing olefins.^{6,7} Ethylene appears to form a loose chemical compound with cuprous chloride.⁸ Addition compounds of olefins with platinum halides of the types $PtCl_2 \cdot C_2H_4$ and $KPtCl_3 \cdot C_2H_4$, known for over a century,⁹ have been the subject of renewed interest lately.¹⁰

An understanding of the nature of the co-ordination bond in these olefin-metal complexes requires additional data. In this investigation, a

(1) (a) Henderson and Gangloff, *THIS JOURNAL*, **39**, 1420 (1917); (b) Hunter and Yohe, *ibid.*, **55**, 1248 (1933); (c) Egloff, Wilson, Hulla and Van Arsdel, *Chem. Rev.*, **20**, 345 (1937).

(2) Maass and Wright, *THIS JOURNAL*, **46**, 2664 (1924).

(3) Kondakow, *Chem. Listy*, **24**, 1 (1930).

(4) Taylor and Baker, "Sidgwick's Organic Chemistry of Nitrogen," Oxford University Press, New York, N. Y., 1937, p. 264.

(5) Reihlen, *Ann.*, **482**, 161 (1930).

(6) Ellis, "The Chemistry of Petroleum Derivatives," Chemical Catalog Co., New York, N. Y., 1934, pp. 142, 582.

(7) Eberz, Welge, Yost and Lucas, *THIS JOURNAL*, **59**, 45 (1937).

(8) Manchot and Brandt, *Ann.*, **370**, 286 (1911).

(9) Zeise, *Pogg. Ann.*, **21**, 497 (1831); Birnbaum, *Ann.*, **145**, 67 (1868).

(10) (a) Pfeiffer and Hoyer, *Z. anorg. allgem. Chem.*, **211**, 241 (1933); (b) Anderson, *J. Chem. Soc.*, 971 (1934); (c) Anderson, *ibid.*, 1042 (1936); (d) Kharasch and Ashford, *THIS JOURNAL*, **58**, 1733 (1936).

continuation of the work previously described,⁷ the complexes between silver ion and a number of unsaturated compounds have been studied by the distribution method. In all cases it has been found that the reaction to form the complex is *rapid* and *reversible*. The conclusion can be drawn that complex formation with aqueous silver ion is a general property of compounds having an ethylenic linkage. Solid addition compounds of dicyclopentadiene with silver nitrate and perchlorate, and of biallyl with silver perchlorate, have been prepared. These solids are not very stable.

The Distribution Method.—The procedure consists in distributing the organic compound between carbon tetrachloride and 1 *N* potassium nitrate, and then combining the resulting distribution ratio with other data obtained by distributing the same unsaturated compound between carbon tetrachloride and 1 *N* silver nitrate, or a solution of both potassium nitrate and silver nitrate whose total ionic strength is 1 *N*. The data needed are the concentrations of the unsaturated compound in the two phases and the concentration of the silver salt in the aqueous phase. In some cases, first and second equilibrium constants can be secured. In the calculations, the following notations are used:

- B = unsaturated substance
 (Bt) = total concentration of unsaturated substance in aqueous phase in moles per liter
 (B) = uncomplexed unsaturated material in aqueous phase in moles per liter
 (BAg) = concentration of species (B·Ag)⁺ in aqueous phase, in moles per liter
 (BAg₂) = concentration of species (Ag·B·Ag)⁺⁺ in aqueous phase in moles per liter
 (B₂Ag) = concentration of species (B·Ag·B)⁺ in aqueous phase in moles per liter
 (Ag⁺) = concentration of free silver ion in aqueous phase in moles per liter
 (Agt) = total silver concentration in aqueous phase in moles per liter
 (B)_c = concentration of unsaturated material in carbon tetrachloride in moles per liter
 μ = ionic strength = normality
 K_D = (B)_c/(B) = distribution ratio of the unsaturated material between carbon tetrachloride and 1 *N* potassium nitrate

$$K = \frac{K_D[(Bt) - (B)]}{(B)_c[(Agt) - (Bt) + (B)]} = \frac{K_D[(Bt) - (B)_c/K_D]}{(B)_c[(Agt) - (Bt) + (B)_c/K_D]} = \text{evaluated constant}$$

$$K_1 = (BAg)/(B)(Ag^+) = \text{first argentation constant of an unsaturated material} = \text{first coordination}$$

constant of silver ion for the unsaturated substance

$$K_0 = K_1/K_D$$

$$K_2 = \frac{(BAg_2)}{(BAg)(Ag^+)} = \text{second argentation constant of an unsaturated substance.}$$

$$K_2' = \frac{(B_2Ag)}{(BAg)(B)} = \text{second coordination constant of silver ion for the substance in question.}$$

The Distribution Ratios.—The values obtained at 25° for the distribution of a number of unsaturated compounds between carbon tetrachloride and 1 *N* potassium nitrate are shown in Table I with the per cent. mean deviation of several determinations.

TABLE I
 DISTRIBUTION RATIOS OF UNSATURATED SUBSTANCES BETWEEN CARBON TETRACHLORIDE AND 1 *N* POTASSIUM NITRATE AT 25°

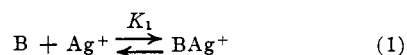
Substance	(B) _c	K _D	Accuracy, %
Isobutene ⁷	0.7-1.1	830	1
Trimethylethylene	1.9	2165	2
	1.5	2560 ^a	3.5
2-Pentene	1.3	3860	6
Cyclohexene	1.3	4305	1
	1.1	4240 ^a	7
Dimethylbutadiene	1.2	3290	1
Biallyl	0.5	4680	1
1-Hexene	1.1	9050	5
Allyl alcohol	0.005-0.02	0.0806	0.3
Crotyl alcohol	.008-.03	.365	1.5

^a These values are for 0° instead of 25°.

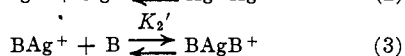
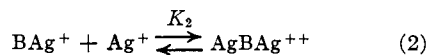
With phenol and crotonic acid the situation is complicated by association in the carbon tetrachloride phase, presumably due to hydrogen bond formation. In the case of phenol (Table X) plotting 1/K_D against (B)_c gives a curve which is almost a straight line; from this, 1/K_D can be obtained quite accurately for each (B)_c wanted. In this way, values were estimated for 1/K_D for use in calculating *K* in the distributions of phenol between carbon tetrachloride and aqueous silver nitrate.

Crotonic acid apparently exists in the carbon tetrachloride mostly as dimer with some monomer. On this basis, (B), in the distributions when silver nitrate was present, was calculated from (B)_c and the data from distributions without silver.

The Equilibrium Constants.—When only one reaction occurs in the aqueous phase between silver ion and the unsaturated substance, such as the one shown in equation (1)



the evaluated constant K is identical with the equilibrium constant, K_1 . In case a subsequent reaction takes place in the aqueous phase, involving two silver ions and one unsaturated molecule, for example an alkadiene (equation 2), or involving two unsaturated molecules, for example phenol and one silver ion (equation 3)



it can be shown that K is related to the first and second equilibrium constants (equations 4 and 5).

$$K = [K_1 + K_1K_2(Ag^+)]/[1 + K_1K_2(B)(Ag^+)] \quad (4)$$

$$K = [K_1 + 2K_1K_2'(B)]/[1 - K_1K_2'(B)^2] \quad (5)$$

In the case of hydrocarbons, there are several reasons for considering another constant, *viz.*, $K_0 = K_1/K_D$. Here K_0 is the equilibrium constant for the reaction between B, dissolved in carbon tetrachloride, and aqueous silver ion to give aqueous complex ion, $B \cdot Ag^+$. Since (B) is quite small compared to (Bt), the value of K_0 is essentially independent of K_D , a constant which may be somewhat in error in some cases because of the difficulty of measurement of very high distribution ratios. In comparing stabilities of different olefin complexes, K_0 is useful because we have called unit activity of B the activity of B in a 1 M solution of B in carbon tetrachloride. Since Raoult's law is expected to hold fairly well and the solutions were not tremendously concentrated, this amounts to choosing a standard state for all the olefins with about the same activity relative to the liquid state.

The influence of partial miscibility of the solvents upon the value of the constant K_1 must be considered. K_1 is undoubtedly lower than the value for carbon tetrachloride-free water due to the increase of solubility of an olefin in water on saturating the water with carbon tetrachloride. On the other hand, K_0 is subject to no such error. If the proper data become available, K_0 could be used for calculating K_1 in carbon tetrachloride-free water.

The Argentation Constant of Monoölefins.—

The data obtained with two monoölefins, *viz.*, trimethylethylene and cyclohexene, are typical. The values at 25 and 0°, respectively, are given in Tables II, III, IV and V. Inspection of the data shows that K and K_0 are fairly insensitive to variations in the concentration of both silver ion and hydrocarbon. This proves that in a molecule

of the complex there is one silver ion and one molecule of unsaturated compound. On closer examination of the results, it is evident that whereas K and K_0 are independent of (B)_c they decrease when (Agt) is made smaller. This trend was noted previously in the case of isobutene;⁷ it reaches the value of 10% with the olefins of larger molecular weight. There are two possible expla-

TABLE II

DISTRIBUTION AT 25° OF TRIMETHYLETHYLENE BETWEEN CARBON TETRACHLORIDE AND $AgNO_3 + KNO_3 \cdot Aq$, $\mu = 1 N$

AgNO ₃ (Agt)	Molal concn. of C ₃ H ₆ in		K	K ₀
	CCl ₄ (B) _c	H ₂ O (Bt)		
1.000	1.896	0.01264	13.6	0.00628
1.000	0.732	.00482	13.3	.00615
1.000	0.366	.00244	13.4	.00620
0.715	1.908	.00918	13.3	.00615
.500	1.908	.00647	12.8	.00592
.285	1.925	.00422	13.2	.00610
Mean			13.3 ± 0.2	0.00613 ± 0.00008

TABLE III

DISTRIBUTION AT 0° OF TRIMETHYLETHYLENE BETWEEN CARBON TETRACHLORIDE AND $AgNO_3 + KNO_3 \cdot Aq$, $\mu = 1 N$

AgNO ₃ (Agt)	Molal concn. of C ₃ H ₆ in		K	K ₀
	CCl ₄ (B) _c	H ₂ O (Bt)		
1.000	1.378	0.02219	40.3	0.0157
1.000	0.715	.01143	40.5	.0158
1.000	.358	.00584	42.4	.0165
0.500	1.434	.01113	38.7	.0151
.250	1.461	.00566	36.3	.0142
Mean			39.6 ± 1.7	0.0155 ± 0.0006

TABLE IV

DISTRIBUTION AT 25° OF CYCLOHEXENE BETWEEN CARBON TETRACHLORIDE AND $AgNO_3 + KNO_3 \cdot Aq$, $\mu = 1 N$

AgNO ₃ (Agt)	Molal concn. of C ₆ H ₁₀ in		K	K ₀
	CCl ₄ (B) _c	H ₂ O (Bt)		
1.000	1.316	0.02510	83.1	0.0193
1.000	0.554	.01040	81.0	.0188
1.000	.276	.00530	82.2	.0191
0.715	1.330	.01742	79.3	.0184
.500	1.330	.01193	77.1	.0179
.250	1.337	.00584	73.2	.0170
Mean			79.3 ± 2.8	0.0184 ± 0.0006

TABLE V

DISTRIBUTION AT 0° OF CYCLOHEXENE BETWEEN CARBON TETRACHLORIDE AND $AgNO_3 + KNO_3 \cdot Aq$, $\mu = 1 N$

AgNO ₃ (Agt)	Molal concn. of C ₆ H ₁₀ in		K	K ₀
	CCl ₄ (B) _c	H ₂ O (Bt)		
1.000	0.943	0.0433	203	0.0478
1.000	.580	.0231	192	.0453
1.000	.260	.0119	196	.0462
0.500	1.046	.0226	188	.0443
.250	1.103	.01125	176	.0415
Mean			191 ± 7	0.0450 ± 0.0017

nations of this phenomenon: (a) some of the one-to-one complex reacts with more silver ion (equation 2) or (b) the ratio of the activity coefficients of Ag^+ , and $B \cdot Ag^+$ exhibits a trend as silver nitrate is replaced by potassium nitrate. The latter explanation seems more reasonable.

The argentation constants of the hydrocarbons investigated are shown in Table XII. In the case of 2-pentene, which probably was largely the *trans* isomer,¹¹ a good constant was obtained. Even if the sample were a mixture of approximately equal parts of the *cis* and *trans* forms, a satisfactory constant would be expected, because (Bt) is quite small compared to (B)_c, making the composition of olefin in the carbon tetrachloride essentially constant and equal to the original composition.

The Argentation Constants of Dienes.—

The data obtained with two dienes, *viz.*, 2,3-dimethylbutadiene-1,3 and biallyl are shown in Tables VI and VII. Here the large trends in *K* must arise from the ability of the hydrocarbon molecule to coordinate with two silver ions (equation 2). The values for *K*₁ and *K*₂ were obtained by successive approximations, using equations 4 and 6.

$$(Ag^+) = (Agt) - K_1(B)(Ag^+) - 2K_1K_2(B)(Ag^+)^2 \quad (6)$$

Figure 1 shows a plot of $[1 + K_1K_2(B)(Ag^+)]K$

TABLE VI

DISTRIBUTION AT 25° OF DIMETHYLBUTADIENE BETWEEN CARBON TETRACHLORIDE AND $AgNO_3 + KNO_3 \cdot Aq$, $\mu = 1 N$

$AgNO_3$ (Agt)	Molal concn. of C_6H_{10} in		<i>K</i>	<i>K</i> ₁	<i>K</i> ₂
	CCl_4 (B) _c	H_2O (Bt)			
1.000	1.121	0.01575	45.9	22.5	1.08
1.000	0.581	.00775	43.3		0.96
1.000	.290	.00415	46.2		1.07
0.500	1.169	.00617	33.2		0.98
.250	1.186	.00286	28.1		1.03
			Mean	22.5	1.02 ± 0.04

TABLE VII

DISTRIBUTION AT 25° OF BIALLYL BETWEEN CARBON TETRACHLORIDE AND $AgNO_3 + KNO_3 \cdot Aq$, $\mu = 1 N$

$AgNO_3$ (Agt)	Molal concn. of C_6H_{10} in		(Bt) calcd.	<i>K</i> × 10 ⁻³
	CCl_4 (B) _c	H_2O (Bt)		
1.000	0.281	0.2024	0.199	4.23
1.000	.0987	.0945	.0982	4.92
1.000	.0468	.0500	.0536	5.27
0.750	.330	.1530	.1515	3.64
.500	.383	.1001	.0998	3.06
.250	.436	.0472	.0472	2.50
.125	.461	.0224	.0223	2.22
			<i>K</i> ₁ = 1.85 × 10 ³	<i>K</i> ₂ = 2.43

(11) Lucas and Prater, THIS JOURNAL, 59, 1682 (1937).

against (Ag^+). Table VI also contains the individual values of *K*₂ calculated using the intercept value of 22.5 for *K*₁.

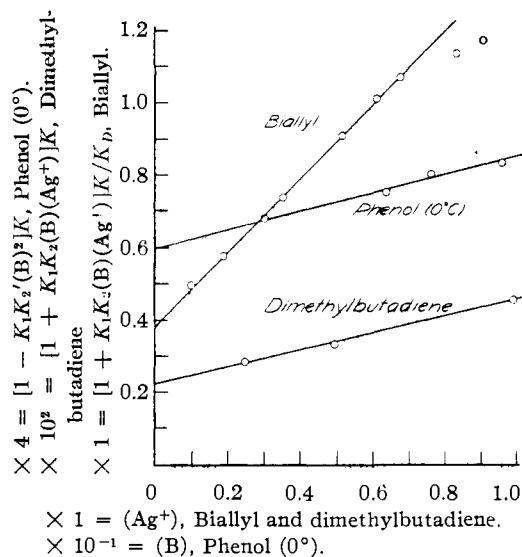


Fig. 1.

The data for biallyl were treated similarly. Figure 1 contains a plot of $[1 + K_1K_2(B)(Ag^+)]K/K_D$ against (Ag^+) and Table VII contains a comparison between the observed values of (Bt) and those calculated from equation 7.

$$(Bt) = (B)[1 + K_1(Ag^+) + K_1K_2(Ag^+)^2] \quad (7)$$

Oxygenated Compounds and the Second Coördination Constant of Silver Ion.—Several oxygenated unsaturated compounds were studied, and of these the data for crotyl alcohol and phenol are given.

The data for crotyl alcohol and phenol, at 25°, are shown in Tables VIII and IX, respectively. The fair constancy in the values of *K* indicates that only one complex ion is formed in appreciable amounts at 25° in each case. In the case of phenol there may be a tendency for a trend in *K* with (B) but it is small and irregular due to experimental variation. At 0°, however (Table XI), this trend is quite pronounced, showing that silver ion definitely coordinates with two molecules of phenol according to equation 3.

The relation between *K*, *K*₁, *K*₂' and (B) is given by equation 5. Neglecting $K_1K_2'(B)^2$ compared to unity, approximate values of *K*₁ and *K*₂' may be obtained. The plot of $[1 - K_1K_2'(B)^2]K$ against (B), Fig. 1, gives *K*₁ and $2K_1K_2'$ as the intercept and slope, respectively. Using

TABLE VIII

DISTRIBUTION AT 25° OF CROTYL ALCOHOL BETWEEN CARBON TETRACHLORIDE AND $\text{AgNO}_3 + \text{KNO}_3 \cdot \text{Aq}$, $\mu = 1 N$

AgNO_3 (Agt)	Molal concn. of $\text{C}_6\text{H}_5\text{OH}$ in CCl_4 (B) _c	H_2O (Bt)	K
1.000	0.00813	0.1209	4.92
0.715	.01324	.1534	5.39
.500	.01189	.1047	5.17
.285	.02706	.1533	5.18
	Mean		5.17 ± 0.12

TABLE IX

DISTRIBUTION AT 25° OF PHENOL BETWEEN CARBON TETRACHLORIDE AND $\text{AgNO}_3 + \text{KNO}_3 \cdot \text{Aq}$, $\mu = 1 N$

AgNO_3 (Agt)	Molal concn. of $\text{C}_6\text{H}_5\text{OH}$ in CCl_4 (B) _c	H_2O (Bt)	K
1.000	0.0349	0.1731	2.34
1.000	.0190	.0961	2.15
1.000	.0162	.0829	2.13
1.000	.0069	.0366	2.10
0.715	.0326	.1268	2.16
.500	.0286	.0929	2.14
.285	.0442	.1102	2.33
	Mean		2.19 ± 0.08

the intercept value of 2.42 for K_1 , calculated values of K_2' are obtained, as shown in Table XI.

TABLE X

DISTRIBUTION OF PHENOL BETWEEN 1 N POTASSIUM NITRATE AND CARBON TETRACHLORIDE

(B) _c	(B) 25°	$1/K_D$
0.04700	0.07460	1.585
.01676	.02853	1.703
.00688	.01205	1.753
	0°	
0.0315	0.0846	2.68
.01065	.03153	2.96
.00447	.01343	3.01

TABLE XI

DISTRIBUTION AT 0° OF PHENOL BETWEEN CARBON TETRACHLORIDE AND $\text{AgNO}_3 + \text{KNO}_3 \cdot \text{Aq}$, $\mu = 1 N$

AgNO_3 (Agt)	Molal concn. of $\text{C}_6\text{H}_5\text{OH}$ in CCl_4 (B) _c	H_2O (Bt)	K	K_1	K_2'
1.000	0.0102	0.1059	2.72	2.42	1.98
0.750	.0227	.1867	3.07		1.91
.500	.0279	.1762	3.28		2.08
.250	.0368	.1585	3.47		1.94
	Mean		2.42		1.98 ± 0.05

In the case of allyl alcohol at 25°, there was a trend in K with (B), similar to the one of phenol at 0°. The values of the constants, shown in Table XIII, are not as satisfactory as the phenol constants.

When K_1 of oxygenated compounds is quite small, as in the case of crotonaldehyde, crotonic

acid and acetone, it becomes difficult to obtain K_1 with accuracy, or even to say with certainty that complex formation takes place. This is because (B) is almost equal to (Bt), and (B) depends upon K_D , which must be assumed to remain constant at constant ionic strength, *i. e.*, that potassium and silver ions are equivalent in their effect upon the activity of the unsaturated substance. The values of K_1 for several oxygenated compounds investigated, are summarized in Table XIII.

TABLE XII

SUMMARY OF CONSTANTS FOR OLEFIN-SILVER ION COMPLEXES AT 25°

Substance	K_1	K_2	K_0
$\text{H}_2\text{C}=\text{CH}(\text{CH}_2)_2\text{CH}=\text{CH}_2$	1850	2.43	0.395
<i>n</i> -BuCH=CH ₂	860		.095
$\text{Me}_2\text{C}=\text{CH}_2$	61.7		.0743
EtCH=CHMe	62.7		.0162
$(\text{CH}_2)_4 \begin{array}{c} \diagup \text{CH} \\ \parallel \\ \diagdown \text{CH} \end{array}$	79.3		.0184
$\text{Me}_2\text{C}=\text{CHMe}$	191 ^a		.0450 ^a
	13.3		.00613
	39.6 ^a		.0155 ^a
$\text{H}_2\text{C}=\text{CMeCMe}=\text{CH}_2$	22.5	1.02	.00684
$\text{C}_6\text{H}_5\text{CH}=\text{CHMe}$.0018

^a These values are at 0° and not 25°.

TABLE XIII

SUMMARY OF CONSTANTS FOR SILVER COMPLEXES OF OXYGEN-CONTAINING COMPOUNDS AT 25°

Substance	K_1	K_2'
$\text{H}_2\text{C}=\text{CHCH}_2\text{OH}$	12	3
MeCH=CHCH ₂ OH	5.17	
MeCH=CHCHO	0.19	
MeCH=CHCOOH	.09	
Me_2CO	.14	
$\text{C}_6\text{H}_5\text{OH}$	2.19	
	2.42 ^a	1.98 ^a

^a These values are at 0° and not 25°.

Thermochemical Data.—In the case of trimethylethylene and cyclohexene the distributions were done at 25 and at 0°. From the respective K_0 values (Table XIV), the calculated $-\Delta H$ for the change shown in equation 8, is approximately 6.0 kcal.



Since K_D changes but slightly between 25 and 0° (Table I), 6 kcal. is approximately the heat effect attending the formation of one mole of complex in aqueous solution, that is, for the reaction of which K_1 is the equilibrium constant. This value is comparable to -6.7 kcal., one-half the ΔH for the coordination of two ammonia molecules with one silver ion in aqueous solution.¹²

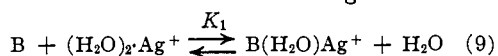
(12) Smith, Brown and Pitzer, *THIS JOURNAL*, **59**, 1213 (1937).

TABLE XIV

TEMPERATURE COEFFICIENTS AND HEAT EFFECTS FOR TRIMETHYLETHYLENE AND CYCLOHEXENE

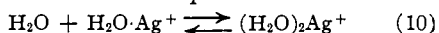
Substance	$K_0/K_{0,16}$	$-\Delta H$, kcal.
C_6H_{10}	2.53	6.01
C_6H_{10}	2.45	5.80

The chemical change which takes place when the complex is formed is probably the replacement of a coordinated water molecule by the ethylene molecule (Equation 9), for the silver ion in water solution apparently has two water molecules coordinated with it.¹³ If the strength of the co-



ordination bond holding a water molecule is much greater than that of the one holding the olefinic compound, there will be little or no tendency for the latter to form a complex with the silver ion. The inability of many metallic ions which readily coordinate with ammonia, etc., to form complexes with ethylenic compounds in aqueous solution may be due to this difference rather than to a pronounced weakness of the coordinated metal-olefin bond. Of the ten metallic ions studied in this work, silver was the only one which entered into complex formation. Five of the nine non-complex-forming ions have been noted previously,¹⁴ not to influence the rate of hydration of isobutene, whereas the rate was lowered in the presence of silver, which forms a complex. The rate dropped also when a mercuric salt was present, probably because mercuric ion also forms complexes with isobutene.¹⁵

The energy of the bond between silver and the unsaturated compound is probably somewhat greater than 6 kcal., for to the $-\Delta H$ of the reaction shown in equation 9, must be added the $-\Delta H$ of the reaction shown in equation 10.



Discussion

Nature of the Silver-Olefin Coordination Bond.—This bond is probably similar in character to the coordination bond of other metals with olefins. The question as to the nature of the binding has been a difficult one, due to the absence of a "lone pair" of electrons, through which bond formation might be thought to take place.

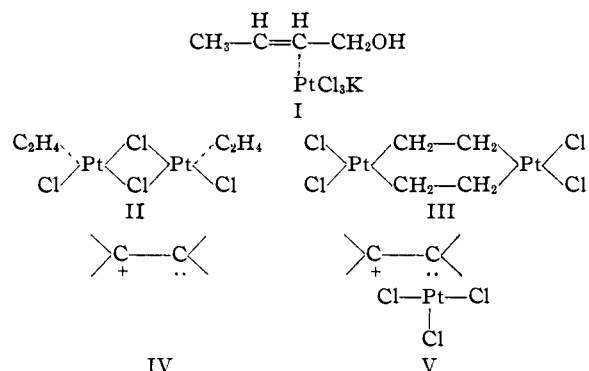
Pfeiffer and Hoyer,^{10a} in the Zeise salt complex of crotyl alcohol, regard the platinum as coordi-

(13) Schmidt and Keller, *Z. physik. Chem.*, **A141**, 331 (1929).

(14) Lucas and Eberz, *THIS JOURNAL*, **56**, 460 (1934).

(15) A study of mercuric complexes with unsaturated compounds by the distribution method is contemplated in this Laboratory.

nated with the double bond, according to I below. Anderson^{10b} showed that ethylene platinumous chloride has double the simple molecular weight, and formulated the compound as a quadricovalent platinum complex in which each chlorine atom forms two coordinate links and the ethylene molecule satisfies one coordination position on the platinum atom (II). Kharasch and Ashford^{10d} have objected to such a formula on the ground that chlorine cannot form two such links, and have proposed the ring structure, III. In his second paper Anderson^{10c} suggested that the only way a lone pair of electrons can be generated for coordination purposes is to activate the double bond to give the structure IV. Although he did not actually write a structure for the complex, the one shown as V was indicated.

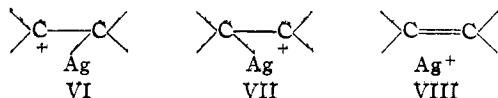


Anderson believes coordination through such an intermediate as IV is improbable because a high energy of activation would be required, and therefore a slow reaction would be expected. Also, such a mechanism would give ample opportunity for polymerization and rearrangement. On the other hand, in the formation of V it is not necessary that IV be an intermediate. However, a structure for the complex with one carbon atom having only a sextet of electrons is unlikely, for such compounds are easily formulated to lead to polymerization and rearrangement.^{1b,16} There was an absence of polymerization in the platinum work, and in the present silver work. Also, *cis*- and *trans*-2-butenes were not rearranged in the least by the action of aqueous silver nitrate, as described later.

In order to account for rapid, reversible reactions and absence of rearrangement, one must look for a structure which is neither of the quadricovalent platinum type (*i. e.*, like III), nor of the type in which the double bond has been opened (IV or V). Still, one would like to have the co-

(16) Whitmore, *THIS JOURNAL*, **54**, 3274 (1932).

ordination link retain, as much as possible, the character of usual coordination links (electron-pair bonds). A satisfactory structure is obtained by considering the possibility of resonance¹⁷ among the three forms, VI, VII, and VIII:



The formation of a hybrid structure made up of contributions from these three forms need not go through an intermediate containing an activated double bond. Resonance among the three forms prevents the complex from behaving as a molecule having one carbon with just a sextet of electrons. Thus the characteristic properties of the silver and platinum complexes seem reasonable, *i. e.*, rapid reversible reactions but no polymerization and rearrangement.

The objection might be raised to the formation of what amounts to a three-membered ring on the basis of strain involved, but this objection is soon seen not to be very serious. Only the strain at one carbon atom need be considered. Since the C-C-Ag bond angle will be considerably larger than the 60° angle of cyclopropane, the strain will be very much less than one-third of the total strain in the cyclopropane ring, due to the fact that the strain decreases quite rapidly as the bond angle increases. The resonance energy, about 10 kcal., is enough greater than the strain energy, probably 3 to 4 kcal., to lead to an expectation of moderate stability.

We believe that the formula proposed by Anderson for ethylene platinumous chloride, II, is preferable to the one by Kharasch and Ashford, III. From a purely chemical point of view, one would not expect ethylene platinumous chloride, potassium ethylenetrichloroplatinite, and other similar compounds to undergo so many reactions typical of compounds having a coordination link, if the carbon-to-metal bond were a metallo-organic bond of the type characteristic of III. There is really no objection to two coordination links for chlorine, since stable compounds are known in which halogen atoms have two such bonds.^{18,19}

Extending the concept of resonance to potassium ethylenetrichloroplatinite one should write,

(17) This concept developed during a conference with Professor Linus Pauling. We are also indebted to him for estimates of resonance and strain energies.

(18) Palmer and Elliott, paper to be published in THIS JOURNAL.

(19) Gibson and Simonsen, *J. Chem. Soc.*, 2531 (1930); see also Mann and Purdie, *ibid.*, 873 (1936).

in addition to V, the two other electronic forms which are analogous to VII and VIII. In the case of ethylene platinumous chloride, the possibility of resonance among nine electronic forms of structure II is a factor which enhances the stability of this compound.

Since aromatic compounds can form complexes also, it is evident that an aromatic ring can replace the ethylenic linkage in complex formation. For the complex between benzene and an ion, such as silver ion, the ion is on the sixfold symmetry axis of the benzene ring. This conforms with the dome-like structure of the benzene molecule proposed by Mack.²⁰ The silver may be bonded to any one of the six carbon atoms, giving rise to eighteen bonded and two unbonded forms.

Other Olefinic Coordination Bonds.—The above idea of the coordination link between unsaturated compounds and other atoms is capable of general application. It seems probable that resonance involving more than one electronic form is a general property of this interesting group of complexes, and would apply to those containing anhydrous hydrogen halides, anhydrous aluminum and ferric chlorides, iron carbonyl residues, cuprous salts and other atoms.

This picture of the coordination bond of unsaturated compounds can be applied to the formulation of complexes between aromatic hydrocarbons and nitro compounds. Amplifying the structure suggested by Bennett and Willis²¹ there are eight unbonded and thirty-six bonded forms in the case of a complex between an aromatic compound having one benzene ring and a mononitro benzene compound. Such multiplicity is probably the factor which is responsible for the stability of these nitro complexes. It is obvious that the presence of more nitro groups or of more benzene rings in the complex, will greatly increase the number of resonating forms.

The existence of intermediate complexes of the general type, C₂H₄Br⁺, has been postulated in addition reactions of ethylenic compounds with the halogens.²² In many addition reactions of hydrogen halides to olefinic bonds, Kharasch²³ and co-workers have found that oxygen (and peroxides) have both an activating and directing

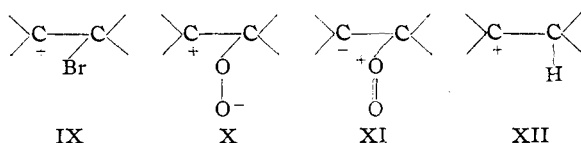
(20) Mack, *J. Phys. Chem.*, **41**, 222 (1937).

(21) Bennett and Willis, *J. Chem. Soc.*, 258 (1929).

(22) Terry and Eichelberger, THIS JOURNAL, **47**, 1415 (1925); Ingold, *Chem. Rev.*, **15**, 225 (1934); Bartlett and Tarbell, THIS JOURNAL, **58**, 466 (1936); Tarbell and Bartlett, *ibid.*, **59**, 407 (1937).

(23) Kharasch, Engelmann and Mayo, *J. Org. Chem.*, **2**, 288 (1937), and numerous previous papers.

influence. The positive bromide complex is probably strictly analogous to the silver ion complex (one form only shown, as IX), and the oxygen intermediate can be represented in the same way (X). A modified form of the latter is XI. We believe that the directive influence of oxygen in the abnormal additions of hydrogen bromide to the double bond, is due to the fact that in the complex the contributions of the bonded forms X and XI, in which oxygen occupies the position which the proton would normally take, (XII), are more important. The proton can combine with the oxygen complex (at the negative carbon of XI) and an exchange can take place between halide ion and oxygen, thus giving rise to a product different from the result of normal addition.



The complex resulting from the conjugation of the proton with the double bond may be formulated as XII. This is probably the critical complex involved in the hydration of isobutene and other unsaturated compounds. Presumably it is the first step in the addition of hydrogen halides (normal reaction, in the absence of oxygen), hydrogen sulfate, etc., to the double bond, and in the polymerizing action of the latter. It is probably an intermediate also in the dehydration of alcohols,^{16,24} the dehydrohalogenation of alkyl halides, etc. The low stability of this type of complex is indicated by the fact that evidence for the existence of the compound $C_2H_4 \cdot HBr$ is obtained only at low temperatures² (ca. -160°).

In general, the complexes of different types, with the exception of the proton type, appear to be moderately stable. The greatest differences lie in reactivity. From theoretical considerations, generalizations in regard to reactivity may be made, as follows: (a) the smaller the coordinated atom the greater the reactivity; (b) the more electronegative the coordinated atom the greater the reactivity. The covalent radii of the atoms decrease in the order Ag, Pt, Al, Br, O, H,²⁵ the electronegativities increase in the order, Al, H, Br, N, O.²⁶ The relatively low reactivities of the silver and platinum complexes (absence of

polymerization and isomerization) are probably due to the comparatively large size of these metal atoms. Just how the two factors, size and electronegativity, influence the contribution to the total structure made by the three different forms analogous to VI, VII and VIII is a matter of speculation. It seems likely that high reactivity may be associated with a system in which the main contribution to the structure is made by only one form, or perhaps two forms. Thus, in the proton complex, it is hardly reasonable to expect contributions from both the forms analogous to VI and VII, respectively, because of the large strain.

Influence of Structure upon the Stability of the Silver Complexes.—It is apparent from Table XII that K_0 is less, the more deeply the double bond is buried in the carbon chain. For the dienes, one should consider one-half of K_0 . Thus the value is highest for biallyl and 1-hexene, with terminal double bonds, next highest for isobutene, with a terminal double bond and a tertiary unsaturated carbon atom, and much lower for 2-pentene and cyclohexene, with non-terminal double bonds. The value is lowest for trimethylethylene, with a non-terminal double bond and a tertiary unsaturated carbon atom. In agreement with Anderson^{10c} it is believed that the influence of structure upon stability is probably steric in nature.

Conjugation markedly affects the value of K_0 . Solely on the basis of the argument above, dimethylbutadiene would be expected to have a value about twice that of isobutene, *i. e.*, about 0.15, instead of the actual value of 0.0068, and propenylbenzene would be expected to have a value similar to that of cyclohexene, *i. e.*, about 0.018 instead of 0.0018, if the assumption is made that the side chain double bond is the reactive center. From these two examples it appears that conjugation decreases the ease of complex formation. If it is assumed that the conjugation existing in the uncomplexed dimethylbutadiene molecule disappears on adding one silver, one would predict that K_0 should be about 0.001 of the value estimated from the K_0 of isobutene, due to the fact that $-\Delta H$ of conjugation²⁷ and presumably $-\Delta F$ is approximately 4 kcal. The experimental ratio of 1/22, instead of 1/1000 is understandable when one notices the extra opportunity for reso-

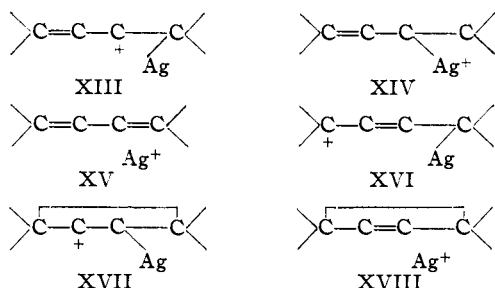
(24) Hughes, Ingold and Scott, *J. Chem. Soc.*, 1971 (1937).

(25) Pauling and Huggins, *Z. Krist.*, **87**, 205 (1934).

(26) Pauling, *This Journal*, **54**, 3570 (1932).

(27) Kistiakowsky, Ruhoff, Smith and Vaughan, *ibid.*, **58**, 152 (1936).

nance in the diene-monosilver case, compared to the monoolefin-silver complex. The forms which contribute to the structure of the diene-mono-silver complex are shown as XIII to XVIII.



Complexes of Unsaturated Oxygen Compounds with Silver Ion.—The ability of oxygen in organic molecules to compete successfully with the oxygen of water for the coordination position on the silver atom is, at the best, quite weak, for acetone, which might be expected to do this, forms very little complex (Table XIII). Moreover, saturated analogs of allyl alcohol, crotyl alcohol, crotonaldehyde, etc., do not form complexes with platinum compounds whereas the unsaturated compounds do.^{10a} It seems reasonable to ascribe the complex forming ability of the unsaturated oxygenated compounds, therefore, to the ethylenic bond. In the case of phenol, the ability to form complexes probably resides in the benzene ring, for silver perchlorate has a remarkably high solubility in benzene.²⁸ In this connection, the difference in solubility of silver nitrate and silver perchlorate in benzene is of interest, silver nitrate being insoluble. In the present work, silver perchlorate and silver nitrate gave similar results. Although unsaturation appears to be responsible for complex formation, the explanation is not unambiguous, especially in those cases where the complex is composed of one silver atom and two unsaturated, oxygenated molecules.

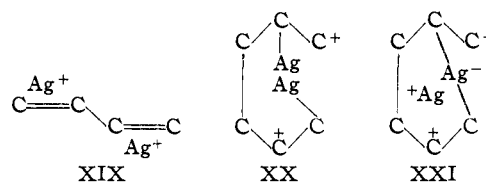
In the complexes with unsaturated oxygen compounds, the effects of position of the double bond, and of conjugation with a carbonyl or carboxyl group are similar to those already noted in the case of the hydrocarbons. Thus, the value of K_1 is 12 for allyl alcohol and 5 for crotyl alcohol (Table XIII); also the latter value is larger than 0.19 for crotonic aldehyde and 0.09 for crotonic acid. In the case of phenol, K_2' at 0° has about the same value as K_1 , and decreases rapidly with increase in temperature. Bailey²⁹ has isolated

(28) Hill, *THIS JOURNAL*, **44**, 1163 (1922).

(29) Bailey, *J. Chem. Soc.*, 1534 (1930).

the solid $(C_6H_5OH)_2 \cdot AgNO_3$ in a phase rule study of the system phenol-silver nitrate.

The Positive Charge Separation in Diene Complexes.—Applying the well-known method used in calculating the distance between the carboxyl groups of dibasic acids³⁰ it is possible to calculate the positive charge separation in complexes containing one molecule of diene and two silver ions. For the dimethylbutadiene complex, this value is 4.2 Å. The calculation is complicated by resonance other than that used in explaining coordination of silver with an unconjugated ethylenic linkage, but these resonance effects may tend to cancel, since such effects are probably produced with each addition of a silver ion to the diene molecule. The double bond-double bond separation in butadiene is 2.5 Å., and the silver-silver separation is 5.7 Å., using 2.12 Å. as the carbon-silver distance, in the model below (XIX). Thus 4.2 Å. is a reasonable value for it is close to the mean (4.1) of the last two figures above.



For the biallyl complex, 1.4 Å. is the calculated separation of charges. This is a surprisingly low result. It may be accounted for in part by assuming that the carbon chain is bent around so that each silver ion can interact with both double bonds. When each silver has interacted with one double bond, the structure would be something like XX and when one silver interacts with two double bonds, like XXI.

Experimental

Materials.—In general, inorganic chemicals were of c. p. or reagent grade. The standard silver nitrate was made up by weight and checked against standard thiocyanate. Standard bromate-bromide solutions were made up by weight or dilution of more concentrated ones. Carbon tetrachloride was purified by saturating it with chlorine, allowing the solution to remain in the sunlight for a time, removing the chlorine, drying and distilling; b. p. 76.7° (760 mm.). A blank on the carbon tetrachloride showed that it neither used up nor liberated bromine or iodine.

Trimethylethylene was the product obtained by the careful fractionation of amylene obtained from tertiary amyl alcohol by heating with oxalic acid; b. p. 38.5–38.6°

(30) Hückel, "Theoretische Grundlagen der organischen Chemie," Akademische Verlagsgesellschaft, Leipzig, Vol. II, 1935, p. 250.

(760 mm.). The purity by bromine absorption was 100.5%. The 2-butenes used in this work were mixtures of *cis*- and *trans*-2-butene contaminated with traces of 1-butene. The two samples distilled at -0.1 – $+0.9^\circ$, and 1.9 – 2.2° , respectively. 2-Pentene was obtained by dehydration of secondary amyl alcohol; b. p. 36.0 – 36.2° (760 mm.), after careful fractionation; purity, 100.0%. 1-Hexene was obtained by the reaction of allyl bromide and propylmagnesium bromide in dibutyl ether. The product stood with sodium until it gave no halogen test with hot alcoholic silver nitrate. The fraction, b. p. 63.2 – 63.7° (760 mm.) had a purity of 99.7%. Cyclohexene samples were obtained by dehydration of cyclohexanol with sulfuric acid; b. p. of two preparations, 82.7 and 82.6 – 82.7° (760 mm.); purity, 99.2 and 99.8%. 2,3-Dimethylbutadiene-1,3 was prepared by dehydration of pinacol with potassium acid sulfate. It distilled at 68.3 – 68.4° (760 mm.); purity, at least 98%. Biallyl was prepared from allyl bromide and molten sodium in butyl ether. The product was left over sodium until no halogen test was given on heating with alcoholic silver nitrate, and then carefully fractionated; b. p. 59.1 – 59.4° (760 mm.); purity 99.5%. Dicyclopentadiene was purified by depolymerizing technical material from the Gesellschaft für Teerverwertung, polymerizing the monomer, and distilling the dimer at reduced pressure. The product distilled at 71° (24 mm.), and melted at 32.3° . The propenylbenzene available distilled at 177 – 179° (760 mm.).

Allyl alcohol used was the product obtained by fractionation of Eastman material after drying over potassium carbonate; b. p. 96.4 – 96.7° (760 mm.); purity 99.3%. Crotyl alcohol³¹ was prepared from crotonaldehyde by reduction with aluminum isopropoxide; b. p. 121.7 – 121.9° (760 mm.); purity 98%. Crotonaldehyde was fractionated Niacet material; b. p. 102.5 – 102.7° (760 mm.); purity 99.1%. Crotonic acid was twice recrystallized Eastman material; purity 99.5%. Phenol was distilled U. S. P. material, the fraction used in this work distilling at 181.2 – 181.3° (760 mm.); purity 99.9%. Acetone was Merck c. p. material.

Analysis.—The analysis for the ethylenic compounds was carried out, in general, by bromination with standard bromate-bromide according to the technique previously described.⁷ Pure materials were analyzed by making up weighed samples to volume with carbon tetrachloride or water, and analyzing aliquot portions of the solution. For the dilute solutions, 0.05 *N* bromate-bromide and 0.02 *N* thiosulfate were used, and more concentrated reagents were employed as needed. For most substances (exceptions are discussed below), five minutes of shaking with a small excess of bromate-bromide is sufficient for analysis of both aqueous or carbon tetrachloride solutions. Longer times have no effect (within 0.2%) with the oxygen-containing substances but the hydrocarbons such as cyclohexene and trimethylethylene tended to substitute to the extent of about 0.2% per every five additional minutes, under the conditions used. The aqueous solution of crotonic acid requires ten minutes with about 50% excess bromate. In carbon tetrachloride solution it was analyzed

by base titration, the bromine reaction being fairly slow. The aqueous solution of dimethylbutadiene required the addition of glacial acetic acid (approximately one-half the volume of the water) for analysis in five minutes. Without acetic acid, the titration in five minutes amounted to about 97% of the value with acetic acid, and increased with time. Bromination of the carbon tetrachloride solution of dimethylbutadiene was sluggish even with acetic acid present, but reached 98% in fifteen minutes. For the analysis of biallyl in carbon tetrachloride, acetic acid was added, and a fifteen-minute interval was necessary. A small blank correction on the acetic acid was made in the runs employing this substance.

Phenol in aqueous solution was analyzed with bromate-bromide but this method fails in the presence of carbon tetrachloride due to incomplete reaction. Acetone in aqueous solution was analyzed by a modified iodoforn method: bromate-bromide solution, potassium iodide, and acid generated the excess iodine; pure acetone ran 1.5% high under these conditions in agreement with Haughton³² and a correction was applied to the analyses.

In the analysis of solutions containing silver nitrate, there must, of course, be added enough bromide ion to precipitate all the silver and enough iodide later to take care of any metathesis of silver bromide to iodide. The presence of silver bromide and iodide produces an end-point somewhat like that in an iodimetric copper analysis.

Effect of Peroxide.—When trimethylethylene containing considerable peroxide was distributed between carbon tetrachloride and 1 *N* potassium nitrate, the water phase required about fifteen times the correct amount of bromate to leave a bromine color after addition of the water sample to the bromine. On addition of potassium iodide and back titration with thiosulfate, the iodine color recurred rapidly, the end-point drifting until most of the bromine had been regenerated as iodine. With silver nitrate present in the water, the water samples also used up considerably more bromine than the correct amount, the end-point drifting very badly. When unsaturated materials free of peroxide were used the end-points were sharp. Only freshly distilled materials (distilled from sodium whenever permissible) which gave no test for peroxide with potassium iodide, acid and starch, were used in the distribution measurements.

Distributions.—The distributions were carried out essentially as previously described,⁷ except that occasional shaking by hand was substituted for mechanical stirring. In the runs without silver, flasks of about 150-ml. capacity were used, so that one run would permit one or two analyses of the aqueous phase. In the work at 0° , concentrations were still expressed in moles per liter at 25° . One hour in the thermostat at $25.0 \pm 0.05^\circ$ or $0.0 \pm 0.05^\circ$ (crushed ice-water bath) with shaking every few minutes was allowed for the establishment of equilibrium between the phases. It is difficult to determine large distribution ratios very accurately because a trace of the concentrated phase in the dilute phase gives rise to large errors and because of the small amount of reagent consumed by a convenient sample of the dilute phase. In the case of the runs with silver present, the concentration of olefin in the aqueous phase was much greater and, therefore, errors due

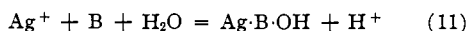
(31) Kindly supplied by Dr. W. G. Young of the University of California at Los Angeles, to whom thanks are also due for other courtesies extended during this work.

(32) Haughton, *Ind. Eng. Chem., Anal. Ed.*, **9**, 167 (1937).

to improper settling out are relatively unimportant. In the case of allyl alcohol, crotyl alcohol, and phenol, the accuracy is much greater but, in the case of the latter two, there are systematic changes in K_D with concentration.

In making the distribution measurements, as for example with phenol, a standard solution of phenol in carbon tetrachloride was made up and known volumes of it or diluted material were used with known volumes of aqueous phase in the distributions. The amounts were regulated so that not too much phenol would be removed from the carbon tetrachloride. The aqueous phase was analyzed and the concentration of phenol in the carbon tetrachloride was calculated. The same procedure was used with acetone and in most of the work with olefins.

In the distributions, no detectable amount of silver entered the carbon tetrachloride phase. It was thought that possibly a reaction such as shown in equation 11



might be contributing somewhat to the extraction of olefin by the aqueous phase. Experiment showed that this did not occur, for a solution of 1 *N* silver nitrate gave a *pH* of 5.3 before and after saturation with isobutene.

The respective values of $(B)_e$ and $(B)_t$ for the following compounds with (a) 1 *N* potassium nitrate and (b) 1 *N* silver nitrate are: crotonaldehyde, (a) 0.0360 and 0.0160; (b) 0.0326 and 0.0172; crotonic acid (plus a small amount of nitric acid to repress ionization): 0.058 and 0.0984 (duplicate, 0.007 and 0.0300); 0.0216 and 0.0599 (0.5 *N* silver nitrate at $\mu = 1$); acetone, 0.0149 and 0.0288; 0.0140 and 0.0308; propenylbenzene, 0.77 and 0.0014 (1 *N* silver nitrate only). Extended measurements were not made with the above. No data are given for some compounds for which extended measurements were made (Table XII); in these cases the concentration ranges were similar to the ranges explored in the cases tabulated (Tables II to VIII).

Attempted Rearrangement of the 2-Butenes.—Two different liquid mixtures of the 2-butenes were each divided into two portions. One portion was shaken with aqueous 1 *N* silver nitrate for twelve hours in an ampoule. An increase of a few per cent. in the volume of the aqueous phase took place as the butene dissolved at the very beginning. After the shaking period, both the treated and untreated butenes were converted to dibromobutanes by distillation of the butenes into a bromination flask. As the butenes were distilled from the aqueous solution, considerable gas bubbled out of the solution after the butene phase was gone. Shown in Table XV are the second order reaction rate constants, k_2 , for the reaction of potassium iodide with the dibromides³³ obtained from both the treated and untreated butenes; also the calculated percentages of *cis*-2-butene, neglecting the small amount of 1-butene. It is evident that, within experimental error,

TABLE XV

EFFECT OF SILVER NITRATE UPON THE *cis-trans* RATIO IN 2-BUTENE MIXTURES

Mixture	Dibromide k_2 :		<i>cis</i> Isomer %	
	Untreated	Treated	Untreated	Treated
1	0.0523	0.0517	8.5	10.9
2	.0415	.0417	52.2	51.5

(33) Dillon, Young and Lucas, *THIS JOURNAL*, **52**, 1953 (1930).

silver nitrate has caused no rearrangement, for no appreciable tendency toward production of an equilibrium mixture was noted.

Solid Complex Salts.—Dicyclopentadiene when melted and stirred up with aqueous silver nitrate or silver perchlorate gives a white solid. The complex with silver perchlorate can be recrystallized from alcohol and dried on a porous plate but the one with silver nitrate cannot. In the absence of a solvent the silver nitrate solid can be brought to constant weight in an aspirator-evacuated desiccator containing calcium chloride and chipped paraffin. The compounds slowly darken in the light and burn somewhat explosively. Practically all of the combined hydrocarbon can be steam-distilled off easily, showing that the reaction is easily reversible. The silver nitrate compound was analyzed for silver by dissolving a weighed sample in ammonia solution, warming until the hydrocarbon was steam-distilled out, acidifying with nitric acid, adding bromide ion and weighing the silver halide. The equivalent weight found: 308, 306, average, 307; calculated for $\text{AgNO}_3\text{C}_{10}\text{H}_{12}$, 302.

The silver perchlorate compound was analyzed for silver by warming slightly with water until no more solid phase was visible, acidifying with nitric acid and titrating with standard thiocyanate using ferric nitrate as the indicator. During this time there were two liquid phases. Equivalent weight found: 342, 340, average, 341; calculated for $\text{AgClO}_4\text{C}_{10}\text{H}_{12}$, 339.4.

When equal volumes of biallyl and 7.5 *N* aqueous silver perchlorate are mixed, some solid is precipitated but it is very soluble, all dissolving on the addition of a volume of alcohol equal to the volume of biallyl used. No solid was obtained with equal volumes of 7.5 *N* silver perchlorate and unsaturated material in the case of 2-pentene, 1-hexene, dimethylbutadiene, trimethylethylene, propenylbenzene, pinene, allyl alcohol and crotyl alcohol.

Other Metallic Ions.—Isobutene or cyclohexene was distributed at $25 \pm 5^\circ$ between carbon tetrachloride and aqueous solutions of salts: cadmium nitrate, 0.8 f.; cobalt chloride, 1.0 f.; chromium sulfate, 0.5 f.; copper sulfate, 1.0 f.; ferric nitrate, 1.0 f.; lead nitrate, 1.0 f.; thallose nitrate, 0.35 f.; nickel nitrate, 1.0 f.; zinc chloride, 1.0 f. In the case of all of these salts, the olefin content of the aqueous phase was almost equal to that expected at the ionic strength existing, assuming no complex formation. In no case did the salt have so much as 2% of the salting-in effect of an equal formal concentration of silver nitrate.

Summary

A study has been made, by means of distribution measurements, of the coordination complexes which silver ion forms with (a) the monoolefins, trimethylethylene, 2-pentene, 1-hexene, cyclohexene and propenylbenzene; (b) the diolefins, dimethylbutadiene and biallyl; (c) the unsaturated oxygenated compounds, allyl alcohol, crotyl alcohol, crotonaldehyde, crotonic acid and phenol.

Complex ions of three types have been observed, *viz.*, combinations of one silver ion with one unsaturated molecule, two silver ions with one un-

saturated molecule and one silver ion with two unsaturated molecules. In the case of two hydrocarbons, *viz.*, allyl and dicyclopentadiene, solid silver complexes were obtained.

Equilibrium constants have been obtained for the reactions of silver ion with all of the unsaturated compounds mentioned (except dicyclopentadiene) at 25°, and with trimethylethylene, cyclohexene and phenol at 0°. For trimethylethylene and cyclohexene it has been found that $\Delta H = -6.0$ kcal.

Neither *cis*-2-butene nor *trans*-2-butene isomerizes in the presence of silver ion.

In aqueous solution the following ions fail to form complexes with an olefin: Cd^{++} , Co^{++} , Cr^{+++} , Cu^{++} , Fe^{+++} , Ni^{++} , Pb^{++} , Tl^+ , Zn^{++} .

A structure is proposed for the ethylenic silver ion complex, according to which the ethylenic

compound is able to occupy one of the two coordination positions of silver by acting as the donor of an electron pair. A covalence joins the silver atom to one of the two carbon atoms, and a positive charge appears on the other. Resonance involving two such bonded forms and an unbonded form is believed to account for the stability of the complex.

It is believed that many other coordination complexes have similar structures; for example, those of unsaturated compounds with platinum salts, anhydrous aluminum, ferric and zinc chlorides, iron carbonyl residues and nitro compounds. It is possible that complexes of a still lower order of stability such as those with oxygen, protons and positive bromine atoms, have similar structures.

PASADENA, CALIF.

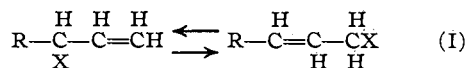
RECEIVED NOVEMBER 29, 1937

[CONTRIBUTION FROM THE CHEMISTRY DEPARTMENT OF THE UNIVERSITY OF CALIFORNIA AT LOS ANGELES]

Allylic Rearrangements. V. The Mechanism of the Reaction of Crotyl Alcohol and Methylvinylcarbinol with Solutions of Hydrogen Bromide^{1,2}

BY WILLIAM G. YOUNG AND JOHN FERÓ LANE

The application of the electronic theory of valence has thrown considerable light upon the nature of allylic rearrangements. Recognition by Ingold and co-workers that allylic (anionotropic) systems are special cases of tautomerism has been largely responsible for the progress which has been made.³ Using the concepts developed to correlate reactions of prototropic systems, these workers have been able to show that the mobility of the allylic system



is dependent on the nature of R and X and on the dielectric constant of the solvent. Prévost⁴ and Meisenheimer and Link⁵ also have been partially successful in developing concepts which correlate the experimental facts at hand. Unfortunately,

(1) This work was accomplished with the aid of a grant from the Board of Research of the University of California.

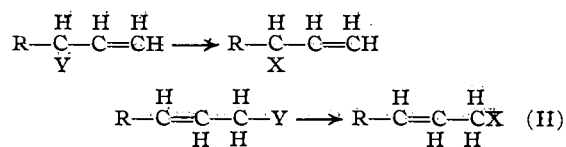
(2) This paper was abstracted from a dissertation submitted by John Feró Lane in partial fulfillment of the requirements for the degree of Master of Arts.

(3) Burton and Ingold, *J. Chem. Soc.*, 904 (1928); see also I. W. Baker's "Tautomerism," Routledge, London, 1934, for an excellent summary of the work on anionotropy.

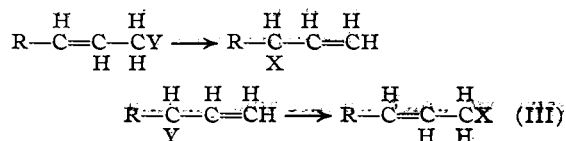
(4) Prévost, *Compt. rend.*, 185, 132, 1283 (1927); 187, 1052 (1928); and *Ann. chim.*, [10] 10, 117 (1928).

(5) Meisenheimer and Link, *Ann.*, 479, 211-277 (1930).

the successful application of any of these concepts has been handicapped by the presence in the literature of many conflicting experimental data. In studying allylic rearrangements it is of vital importance to recognize that transformations of the type II



may be complicated by the occurrence of a thermal rearrangement of the type I, which takes place subsequent to the type II reaction, thus giving the impression that a reaction of type III is also involved.



Such a thermal rearrangement may be the result of the technique used in carrying out the type II reaction or in the isolation and purification of the reaction product. The failure of many workers